



## NON-FASTING MOLT RECOMMENDATIONS

Molting is a natural behavior of birds where older, worn feathers are replaced with new feathers. During a molt, birds reduce nutritive intake and enter into a rest period where there is a cessation of reproductive activities. During the molting period, the feathers are replaced and the tissues of the ovary and oviduct rejuvenate. Molting can extend the productive period of a flock. Egg production, shell strength, and albumen thickness are improved by a molt. Commercial layer flocks can be induced to undergo a molt by using appropriate management, nutritional and lighting programs.

**Check local regulations concerning molting. Restrictions on molting and approved procedures for molting should be reviewed.**

Decision to molt is based on:

- Projected feed costs
- Egg prices
- Differential prices between egg sizes
- Cost of pullet replacement
- Value of hens at end of lay
- Flock performance

### Non-Fasting Molt

- Hy-Line laying hens will perform very well after a rest.
- The optimum age for molting is usually between 65 (early) to 75 (late) weeks of age.
- Induced molting can extend the productive life of a flock by improving rate of lay, shell quality, and albumen height.
- Post-molt performance will be lower than best pre-molt values.
- Egg size will essentially remain unaffected and will continue to increase after egg production resumes.

- Birds need free access to water at all times.
- High sodium levels in drinking water (i.e., 100 ppm or higher) can adversely affect non-fasting molt.
- Best post-molt egg production is achieved after complete cessation of egg production that lasts for at least 2 weeks.
- The goal is to maintain 18-week body weight during rest period.
- Reducing body weight to 18-week body weight (approximately 23% reduction) will result in best post-molt performance.
- After initial body weight loss, body weight can be held steady by a combination of adjusting the number of feedings per day and / or a shift to a higher-energy (laying-hen-type) diet.
- Closely monitor body weight of flock during molt process.
- Body weights should be collected twice per week, from the same cages every time.
- Cages should be selected from bottom, middle and top tiers; all rows; and from front, middle and end of house.

### Non-Fasting Molt Program

MOLT DAY	LIGHT (hours per day)	FEED TYPE	FEED MODIFICATION <sup>1</sup>	FEED INTAKE <sup>2</sup> (g / day per bird)	HOUSE TEMPERATURE <sup>3</sup> (°C)	COMMENTS
-7 to -5	16	Layer diet	Fine-particle CaCO <sub>3</sub>	Full feed	24–25	Remove large-particle size CaCO <sub>3</sub> and replace with fine-particle CaCO <sub>3</sub> (less than 2 mm mean diameter). Do NOT change percent calcium in laying-hen diet.
-4 to -1	24	Layer diet	Fine-particle CaCO <sub>3</sub> , no added salt (NaCl)	Full feed	24–25	
0–6	6–8 <sup>4</sup>	Molt diet <sup>5</sup>	Fine-particle CaCO <sub>3</sub>	54–64	27–28	Higher house temperatures will reduce feed intake and facilitate reduction in body weight to 18 week target weight. (Note: brown laying hens should not lose more than 23% of the pre-molt body weight.)
7–17	6–8	Molt diet	—	54–64	27–28	Maintain body weight.
18–19	12 or 16 <sup>6</sup>	Layer diet <sup>7</sup>	Mixture of fine- and coarse-particle CaCO <sub>3</sub> as in a normal layer diet	64–73	27–28	Control (limit) feed intake to avoid fat birds.
20–21	16 <sup>6</sup>	Layer diet <sup>7</sup>	—	Full feed	26–27	Lower house temperature as needed to increase feed intake.
22–24	16	Layer diet <sup>7</sup>	—	Full feed <sup>7</sup>	24–25	Lower ambient temperature to “normal.”

<sup>1</sup> May include a probiotic or prebiotic through all stages of molt program.

<sup>2</sup> Feed intake depends on house temperature. Lower temperatures (colder) may require more feed.

<sup>3</sup> Monitor air quality in house. Suggested house temperatures may not be achievable in cold weather.

<sup>4</sup> Set lights at 8 hours or natural day length in open-sided houses. Normally not necessary to change light intensity.

<sup>5</sup> Molt Diet is high in fiber (low in energy) and contains no added sodium (Na) (i.e., no added NaCl or NaHCO<sub>3</sub>).

<sup>6</sup> Light stimulate birds to bring into production by increasing light hours to number of hours they were given before molt (i.e., 15 or 16 hours). Increase can be performed in a single day (i.e., from 8 hours to 16 hours in a single day) or two weekly steps (i.e., from 8 to 12 hours and then from 12 to 16 hours). Monitor and control feed intake for first few days after light stimulation to avoid fat birds as they return into lay (which would significantly increase egg weight in second cycle).

<sup>7</sup> According to post-molt nutrition recommendations.

## Molt Diet Recommendations

NUTRITION	RECOMMENDED NUTRIENT CONCENTRATION
Metabolizable energy <sup>1</sup> , kcal/kg	2205–2800
Metabolizable energy <sup>1</sup> , MJ/kg	9.32–11.72
	<b>Standardized Ileal Digestible Amino Acids / Total Amino Acids<sup>2</sup></b>
Lysine, %	0.30 / 0.33
Methionine, %	0.15 / 0.16
Methionine+Cystine, %	0.32 / 0.36
Threonine, %	0.18 / 0.21
Tryptophan, %	0.10 / 0.12
Arginine, %	0.38 / 0.41
Isoleucine, %	0.18 / 0.20
Valine, %	0.23 / 0.26
Crude protein <sup>3</sup> , %	8.50
Calcium <sup>4</sup> , %	1.3–2.0
Phosphorus (available), %	0.25
Sodium <sup>5</sup> , %	0.03
Chloride, %	0.03

<sup>1</sup> Recommended energy range is based on energy values shown in feed ingredient table at back of this guide. It is important that target concentrations of dietary energy are adjusted according to energy system applied to raw material matrix if values differ from those referred for raw materials in this guide.

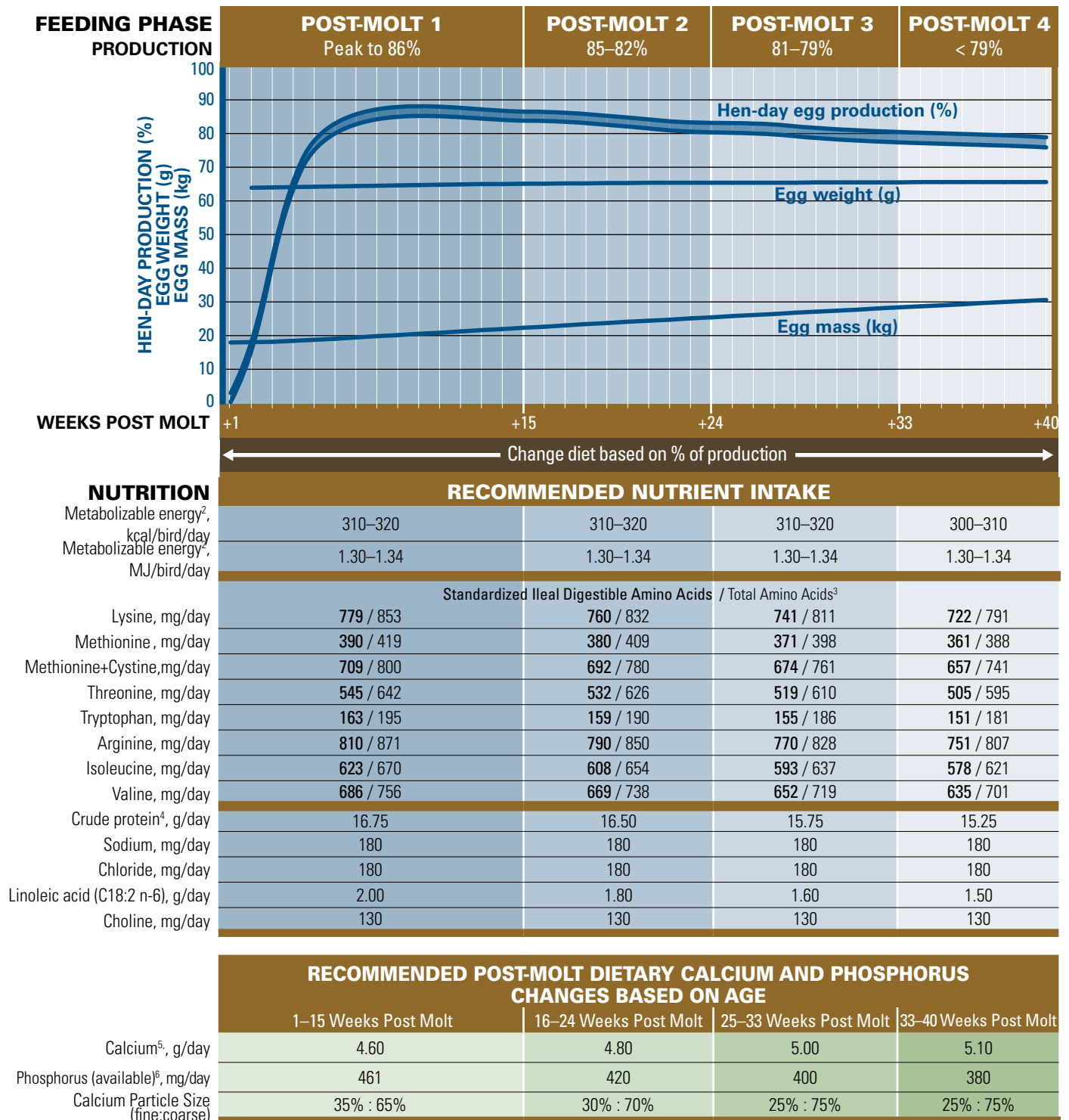
<sup>2</sup> Recommendation for Total Amino Acids is only appropriate to corn and soybean meal diet. Where diets utilize other ingredients, recommendations for Standardized Ileal Digestible Amino Acids must be followed.

<sup>3</sup> Diets should always be formulated to provide required intake of amino acid. Concentration of crude protein in diet will vary with raw material used. Crude protein value provided is an estimated typical value only.

<sup>4</sup> Calcium carbonate should be in particle sizes of less than 2 mm.

<sup>5</sup> Sodium content in Molt Diet should not exceed 0.035%.

# Post-Molt Nutrition Recommendations: Hy-Line Brown<sup>1</sup>



<sup>1</sup> Crude protein, methionine+cystine, fat, linoleic acid, and / or energy may be changed to optimize egg size.

<sup>2</sup> A good approximation of the influence of temperature on energy needs is that for each 0.5°C change higher or lower than 22°C, subtract or add about 2 kcal/bird/day, respectively.

<sup>3</sup> Recommendation for Total Amino Acids is only appropriate to corn and soybean meal diet. Where diets utilize other ingredients, recommendations for Standardized Ileal Digestible Amino Acids must be followed.

<sup>4</sup> Diets should always be formulated to provide required intake of amino acid. Concentration of crude protein in diet will vary with raw material used. Crude protein value provided is an estimated typical value only.

<sup>5</sup> 65% of calcium carbonate should be in 2–4 mm particle size.

<sup>6</sup> Where other phosphorus systems are used, diets should contain recommended minimum level of available phosphorus.

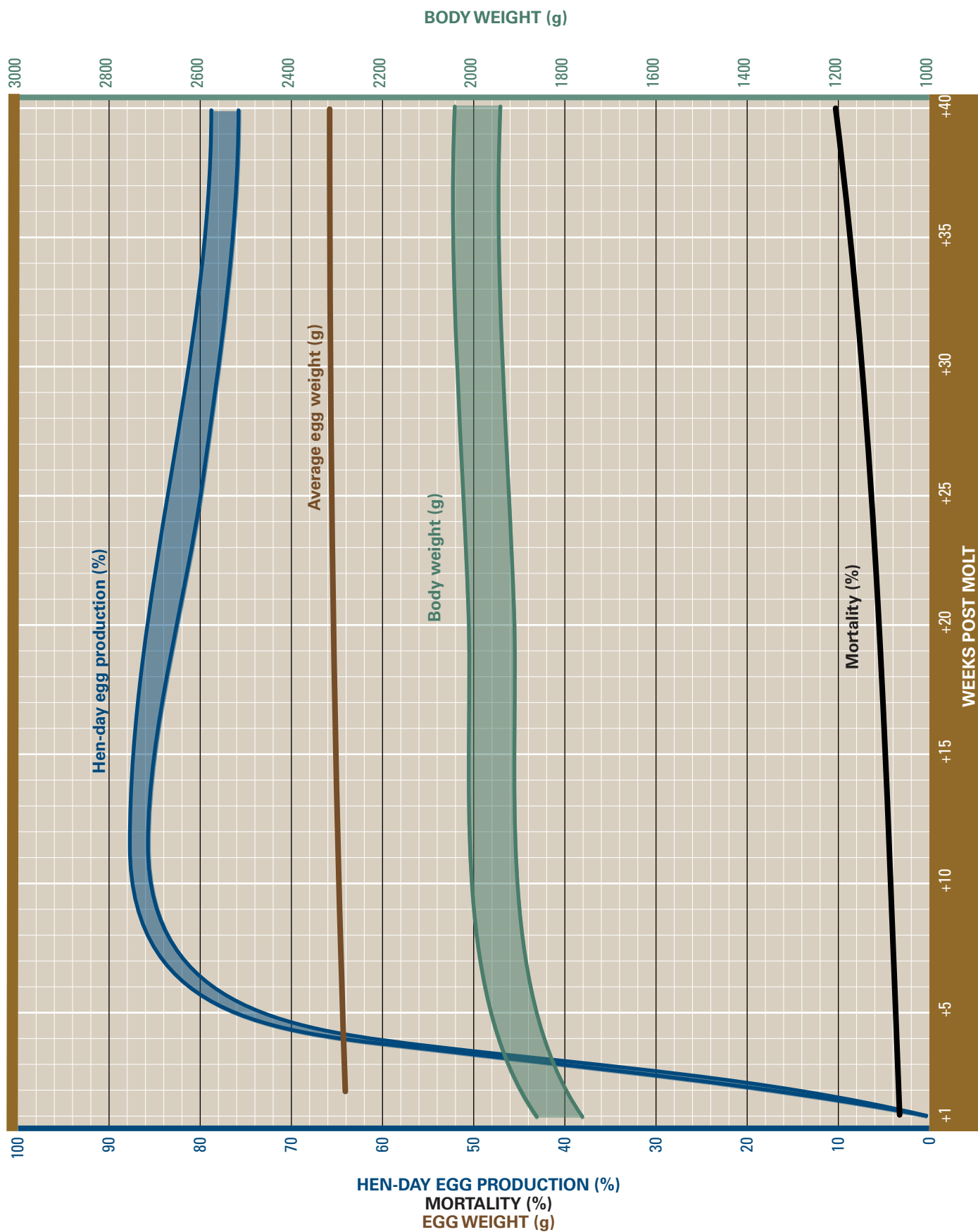
## Post-Molt Performance Table: Hy-Line Brown

WEEKS POST MOLT <sup>1</sup>	% HEN-DAY Current	HEN-DAY EGGS Cumulative	HEN-HOUSED EGGS Cumulative	MORTALITY Cumulative (%)	BODY WEIGHT (kg)	FEED CONSUMPTION (g / day per bird)	HEN-HOUSED EGG MASS Cumulative (kg)	AVERAGE EGG WEIGHT <sup>2</sup> (g / egg)
+1	0 – 0	299.2 – 309.4	294.1 – 304.2	4.1	1.77 – 1.87	64.0 – 95.0	18.0	–
+2	12 – 15	300.0 – 310.4	294.9 – 305.2	4.2	1.81 – 1.91	85.0 – 95.0	18.1	64.0
+3	38 – 41	302.7 – 313.3	297.4 – 307.9	4.3	1.85 – 1.95	90.0 – 100.0	18.2	64.1
+4	62 – 65	307.0 – 317.8	301.6 – 312.3	4.4	1.86 – 1.96	95.0 – 105.0	18.5	64.2
+5	76 – 79	312.3 – 323.4	306.7 – 317.6	4.5	1.87 – 1.97	100.0 – 110.0	18.8	64.3
+6	80 – 83	317.9 – 329.2	312.0 – 323.1	4.6	1.88 – 1.98	103.0 – 113.0	19.2	64.4
+7	82 – 85	323.7 – 335.1	317.5 – 328.8	4.7	1.88 – 1.98	104.0 – 114.0	19.5	64.5
+8	85 – 87	329.6 – 341.2	323.1 – 334.6	4.9	1.88 – 1.98	105.0 – 115.0	19.9	64.6
+9	85 – 87	335.6 – 347.3	328.8 – 340.4	5.0	1.88 – 1.98	106.0 – 116.0	20.2	64.7
+10	85 – 87	341.5 – 353.4	334.4 – 346.1	5.1	1.89 – 1.99	107.0 – 117.0	20.6	64.8
+11	86 – 88	347.5 – 359.6	340.1 – 352.0	5.2	1.89 – 1.99	107.0 – 117.0	21.0	64.9
+12	86 – 88	353.5 – 365.7	345.8 – 357.8	5.4	1.90 – 2.00	108.0 – 118.0	21.3	65.0
+13	85 – 87	359.5 – 371.8	351.5 – 363.6	5.5	1.90 – 2.00	108.0 – 118.0	21.7	65.1
+14	85 – 87	365.4 – 377.9	357.1 – 369.3	5.7	1.90 – 2.00	109.0 – 119.0	22.1	65.1
+15	84 – 87	371.3 – 384.0	362.6 – 375.0	5.8	1.91 – 2.01	109.0 – 119.0	22.4	65.2
+16	84 – 87	377.2 – 390.1	368.1 – 380.8	6.0	1.91 – 2.01	110.0 – 120.0	22.8	65.2
+17	83 – 86	383.0 – 396.1	373.6 – 386.4	6.1	1.91 – 2.01	110.0 – 120.0	23.2	65.3
+18	83 – 86	388.8 – 402.1	379.0 – 392.1	6.3	1.91 – 2.01	110.0 – 120.0	23.5	65.3
+19	83 – 86	394.6 – 408.1	384.5 – 397.7	6.4	1.91 – 2.01	110.0 – 120.0	23.9	65.4
+20	82 – 85	400.4 – 414.1	389.8 – 403.3	6.6	1.92 – 2.02	110.0 – 120.0	24.2	65.4
+21	82 – 85	406.1 – 420.0	395.2 – 408.8	6.8	1.92 – 2.02	110.0 – 120.0	24.6	65.5
+22	81 – 84	411.8 – 425.9	400.5 – 414.3	6.9	1.92 – 2.02	111.0 – 121.0	24.9	65.5
+23	81 – 84	417.5 – 431.8	405.7 – 419.7	7.1	1.92 – 2.02	111.0 – 121.0	25.3	65.5
+24	81 – 84	423.1 – 437.7	411.0 – 425.2	7.3	1.92 – 2.02	111.0 – 121.0	25.6	65.5
+25	80 – 83	428.7 – 443.5	416.2 – 430.6	7.4	1.92 – 2.02	110.0 – 120.0	25.9	65.5
+26	80 – 83	434.3 – 449.3	421.4 – 435.9	7.6	1.93 – 2.03	110.0 – 120.0	26.3	65.5
+27	80 – 83	439.9 – 455.1	426.5 – 441.3	7.8	1.93 – 2.03	110.0 – 120.0	26.6	65.5
+28	79 – 82	445.5 – 460.8	431.6 – 446.6	7.9	1.93 – 2.03	109.0 – 119.0	26.9	65.5
+29	79 – 82	451.0 – 466.6	436.7 – 451.9	8.1	1.93 – 2.03	109.0 – 119.0	27.3	65.6
+30	79 – 82	456.5 – 472.3	441.8 – 457.1	8.3	1.93 – 2.03	109.0 – 119.0	27.6	65.6
+31	78 – 81	462.0 – 478.0	446.8 – 462.3	8.5	1.93 – 2.03	108.0 – 118.0	27.9	65.6
+32	78 – 81	467.4 – 483.7	451.7 – 467.5	8.7	1.94 – 2.03	108.0 – 118.0	28.3	65.6
+33	78 – 81	472.9 – 489.3	456.7 – 472.7	8.9	1.94 – 2.03	107.0 – 117.0	28.6	65.6
+34	77 – 80	478.3 – 494.9	461.6 – 477.7	9.1	1.94 – 2.03	107.0 – 117.0	28.9	65.7
+35	77 – 80	483.7 – 500.5	466.5 – 482.8	9.3	1.94 – 2.03	106.0 – 116.0	29.2	65.7
+36	77 – 80	489.1 – 506.1	471.4 – 487.9	9.5	1.94 – 2.03	106.0 – 116.0	29.6	65.7
+37	76 – 79	494.4 – 511.7	476.2 – 492.9	9.7	1.94 – 2.04	105.0 – 115.0	29.9	65.7
+38	76 – 79	499.7 – 517.2	481.0 – 497.9	9.9	1.95 – 2.05	105.0 – 115.0	30.2	65.7
+39	76 – 79	505.0 – 522.7	485.8 – 502.8	10.1	1.95 – 2.05	104.0 – 114.0	30.5	65.7
+40	76 – 79	510.3 – 528.3	490.5 – 507.8	10.4	1.95 – 2.05	104.0 – 114.0	30.8	65.7

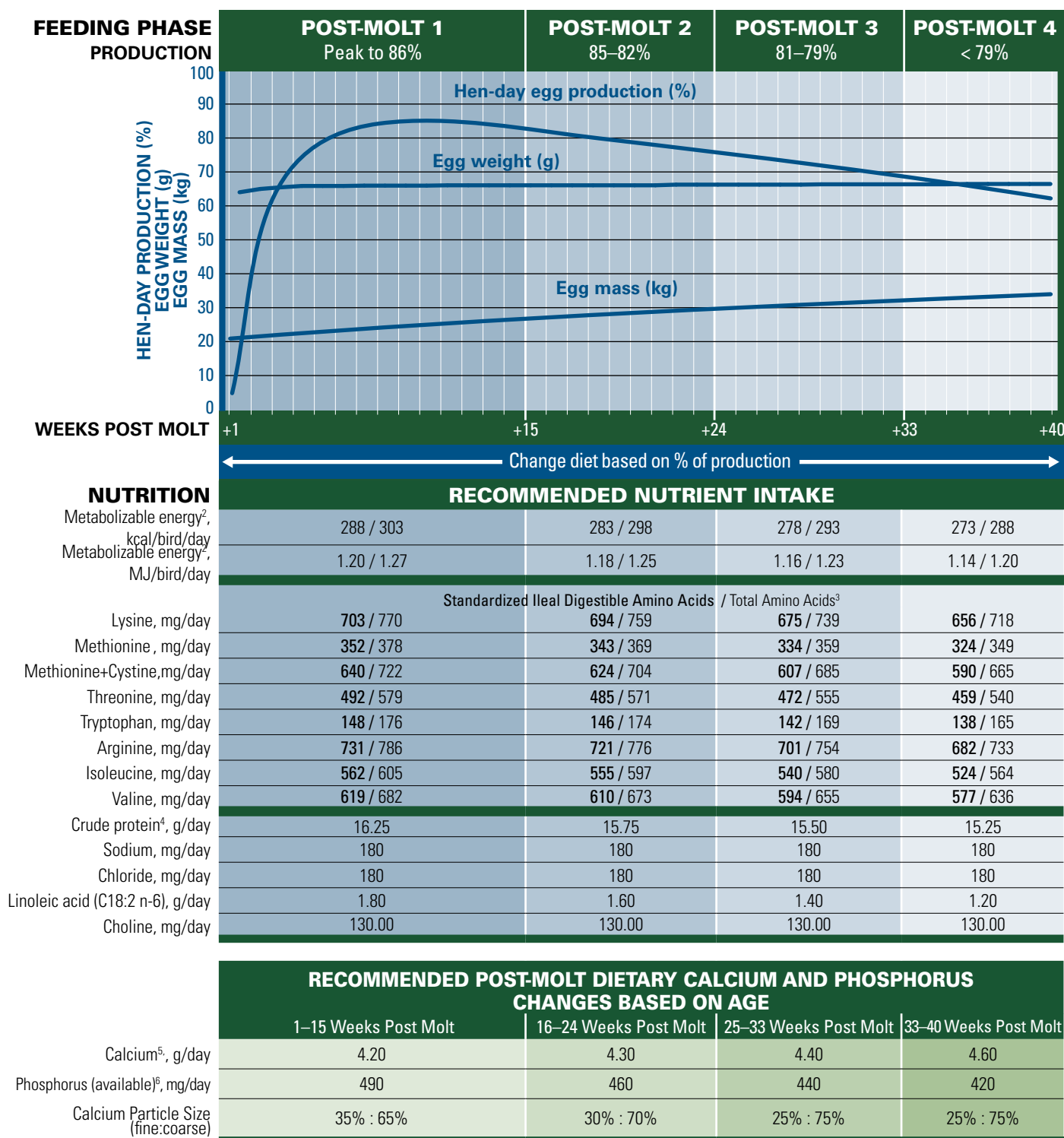
<sup>1</sup> Post-molt performance will vary due to factors such as age at molt. The average molt age is between 70 and 75 weeks of age, and this standard reflects molting at that age. Later molting ages are associated with lower post-molt performance.

<sup>2</sup> Egg weights after 40 weeks of age assume phase feeding of protein to limit egg size.

# Post-Molt Performance Graph: Hy-Line Brown



## Post-Molt Nutrition Recommendations: W-80<sup>1</sup>



<sup>1</sup> Crude protein, methionine+cystine, fat, linoleic acid, and / or energy may be changed to optimize egg size.

<sup>2</sup> A good approximation of the influence of temperature on energy needs is that for each 0.5°C change higher or lower than 22°C, subtract or add about 1.8 kcal/bird/day, respectively.

<sup>3</sup> Recommendation for Total Amino Acids is only appropriate to corn and soybean meal diet. Where diets utilize other ingredients, recommendations for Standardized Ileal Digestible Amino Acids must be followed.

<sup>4</sup> Diets should always be formulated to provide required intake of amino acid. Concentration of crude protein in diet will vary with raw material used. Crude protein value provided is an estimated typical value only.

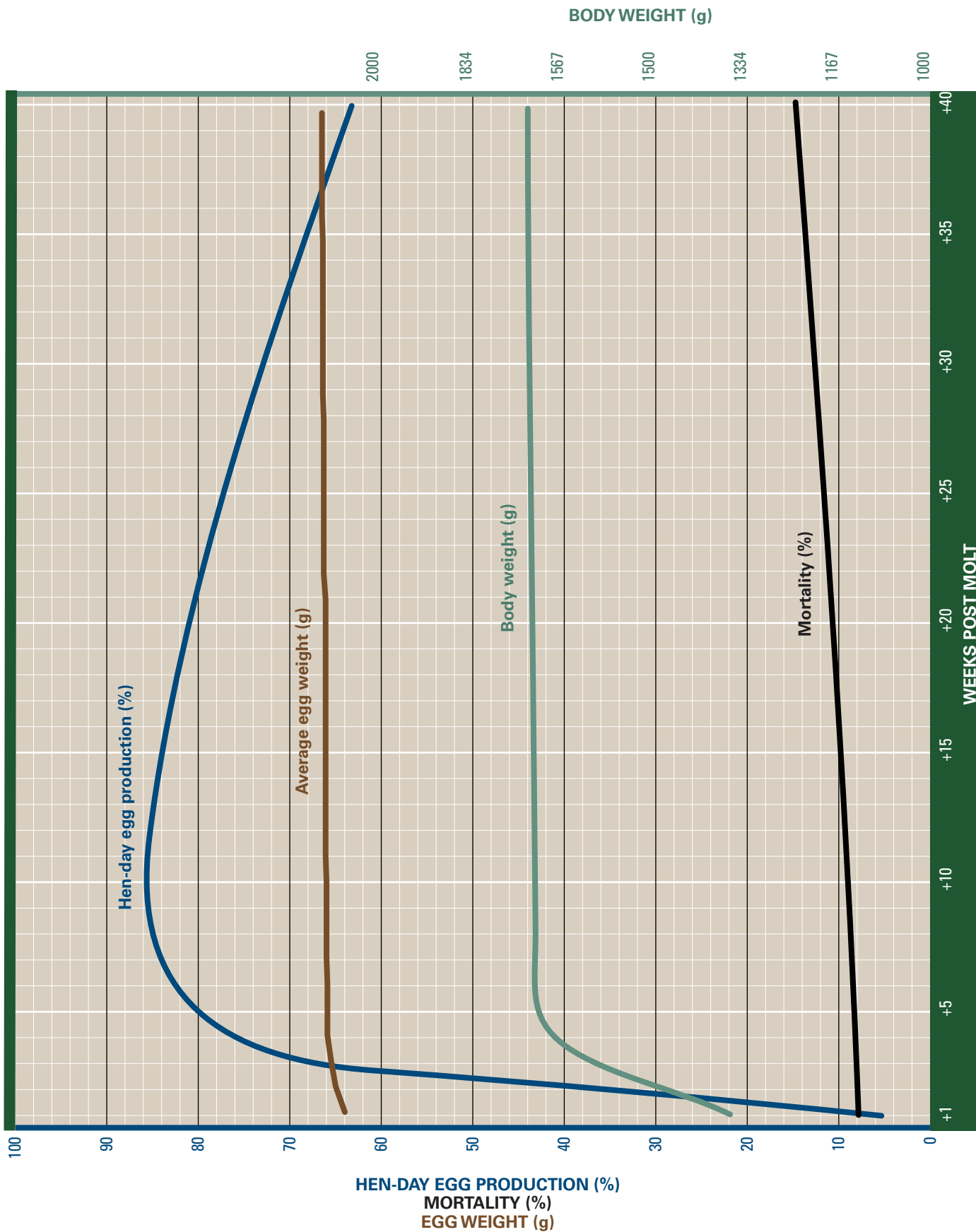
<sup>5</sup> 65% of calcium carbonate should be in 2–4 mm particle size.

<sup>6</sup> Where other phosphorus systems are used, diets should contain recommended minimum level of available phosphorus.

# Post-Molt Performance Table: W-80

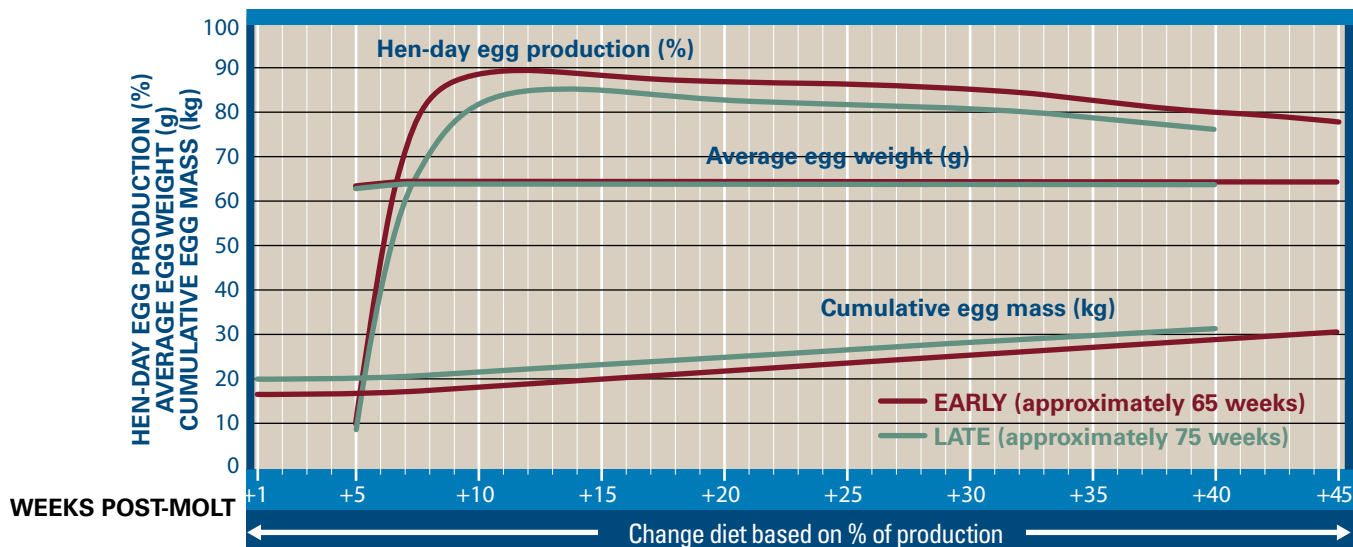
WEEKS POST MOLT	% HEN-DAY	HEN-HOUSED EGGS Cumulative	MORTALITY (%)	BODY WEIGHT (g)	FEED INTAKE (g/bird/day)	HEN-HOUSED EGG MASS Cumulative (kg)	AVERAGE EGG WEIGHT (g/egg)
+1	5.4	330.0	7.5	1364	86	21.12	64.0
+2	32.5	332.1	7.6	1459	96	21.59	65.0
+3	70.4	336.7	7.7	1564	106	22.05	65.5
+4	77.5	341.7	7.8	1714	106	22.52	65.9
+5	80.7	346.9	7.9	1714	106	22.86	65.9
+6	83.4	352.3	8.0	1715	106	23.22	65.9
+7	84.8	357.8	8.1	1715	106	23.61	66.0
+8	85.4	363.3	8.2	1716	106	23.98	66.0
+9	85.8	368.8	8.3	1716	106	24.34	66.0
+10	85.8	374.3	8.5	1717	106	24.70	66.0
+11	85.5	379.8	8.6	1717	106	25.10	66.1
+12	85.2	385.2	8.8	1718	106	25.46	66.1
+13	84.7	390.6	8.9	1718	106	25.82	66.1
+14	84.2	396.0	9.1	1719	106	26.18	66.1
+15	83.5	401.3	9.2	1719	106	26.53	66.1
+16	82.8	406.6	9.4	1720	106	26.88	66.1
+17	82.1	411.8	9.6	1720	106	27.22	66.1
+18	81.4	416.9	9.7	1721	106	27.56	66.1
+19	80.6	422.0	9.9	1721	106	27.89	66.1
+20	79.9	427.0	10.0	1722	106	28.22	66.1
+21	79.1	432.0	10.2	1722	106	28.56	66.1
+22	78.4	436.9	10.4	1723	106	28.97	66.3
+23	77.7	441.8	10.6	1723	106	29.29	66.3
+24	77.0	446.6	10.8	1724	106	29.61	66.3
+25	76.2	451.4	11.0	1724	106	29.93	66.3
+26	75.5	456.1	11.2	1725	106	30.24	66.3
+27	74.7	460.7	11.4	1725	106	30.54	66.3
+28	73.9	465.3	11.6	1726	106	30.85	66.3
+29	73.1	469.8	11.8	1726	106	31.19	66.4
+30	72.3	474.3	12.0	1727	106	31.49	66.4
+31	71.5	478.7	12.2	1727	106	31.79	66.4
+32	70.7	483.0	12.4	1727	106	32.07	66.4
+33	69.8	487.3	12.6	1728	106	32.36	66.4
+34	68.9	491.5	12.8	1728	106	32.64	66.4
+35	68.1	495.6	13.0	1729	106	32.91	66.4
+36	67.2	499.7	13.2	1729	106	33.23	66.5
+37	66.2	503.7	13.4	1730	106	33.50	66.5
+38	65.2	507.6	13.6	1730	106	33.76	66.5
+39	64.2	511.5	13.8	1730	106	34.01	66.5
+40	63.2	515.3	14.0	1730	106	34.27	66.5

## Post-Molt Performance Graph: W-80





# Post-Molt Nutrition Recommendations: W-36<sup>1</sup>



NUTRITION	RECOMMENDED NUTRIENT INTAKE			
	Weeks 56-72	Weeks 73-85	Weeks 86+	Weeks 87+
Metabolizable energy <sup>2</sup> , kcal/bird/day	285 / 300	280 / 295	280 / 295	280 / 295
Metabolizable energy <sup>2</sup> , MJ/bird/day	1.19 / 1.26	1.17 / 1.23	1.17 / 1.23	1.17 / 1.23
	Standardized Ileal Digestible Amino Acids / Total Amino Acids <sup>3</sup>			
Lysine, mg/day	760 / 832	730 / 799	700 / 766	660 / 723
Methionine, mg/day	397 / 427	373 / 401	349 / 375	322 / 346
Methionine+Cystine, mg/day	692 / 780	657 / 741	630 / 711	587 / 662
Threonine, mg/day	532 / 626	511 / 601	490 / 576	462 / 544
Tryptophan, mg/day	160 / 191	154 / 184	147 / 176	139 / 166
Arginine, mg/day	813 / 874	781 / 840	749 / 805	706 / 759
Isoleucine, mg/day	608 / 654	584 / 628	553 / 595	515 / 554
Valine, mg/day	668 / 737	642 / 708	616 / 679	574 / 633
Crude protein <sup>4</sup> , g/day	16.45	16.05	15.75	14.95
Sodium, mg/day	180	180	180	180
Chloride, mg/day	180	180	180	180
Linoleic acid (C18:2 n-6), g/day	1.60	1.40	1.20	1.00
Choline, mg/day	180.00	180.00	180.00	180.00

## CALCIUM AND PHOSPHORUS

	Calcium <sup>5</sup> g/day	Phosphorus (available) <sup>6</sup> mg/day	Calcium Particle Size (fine : coarse)
Weeks 56-72	4.40	440	30% : 70%
Weeks 73-85	4.60	400	30% : 70%
Weeks 86+	4.75	380	30% : 70%

<sup>1</sup> Crude protein, methionine+cystine, fat, linoleic acid, and / or energy may be changed to optimize egg size.

<sup>2</sup> A good approximation of the influence of temperature on energy needs is that for each 0.5°C change higher or lower than 22°C, subtract or add about 1.8 kcal / bird / day, respectively.

<sup>3</sup> Recommendation for Total Amino Acids is only appropriate to corn and soybean meal diet. Where diets utilize other ingredients, recommendations for Standardized Ileal Digestible Amino Acids must be followed.

<sup>4</sup> Diets should always be formulated to provide required intake of amino acid. Concentration of crude protein in diet will vary with raw material used. Crude protein value provided is an estimated typical value only.

<sup>5</sup> 65% of calcium carbonate should be in 2-4 mm particle size.

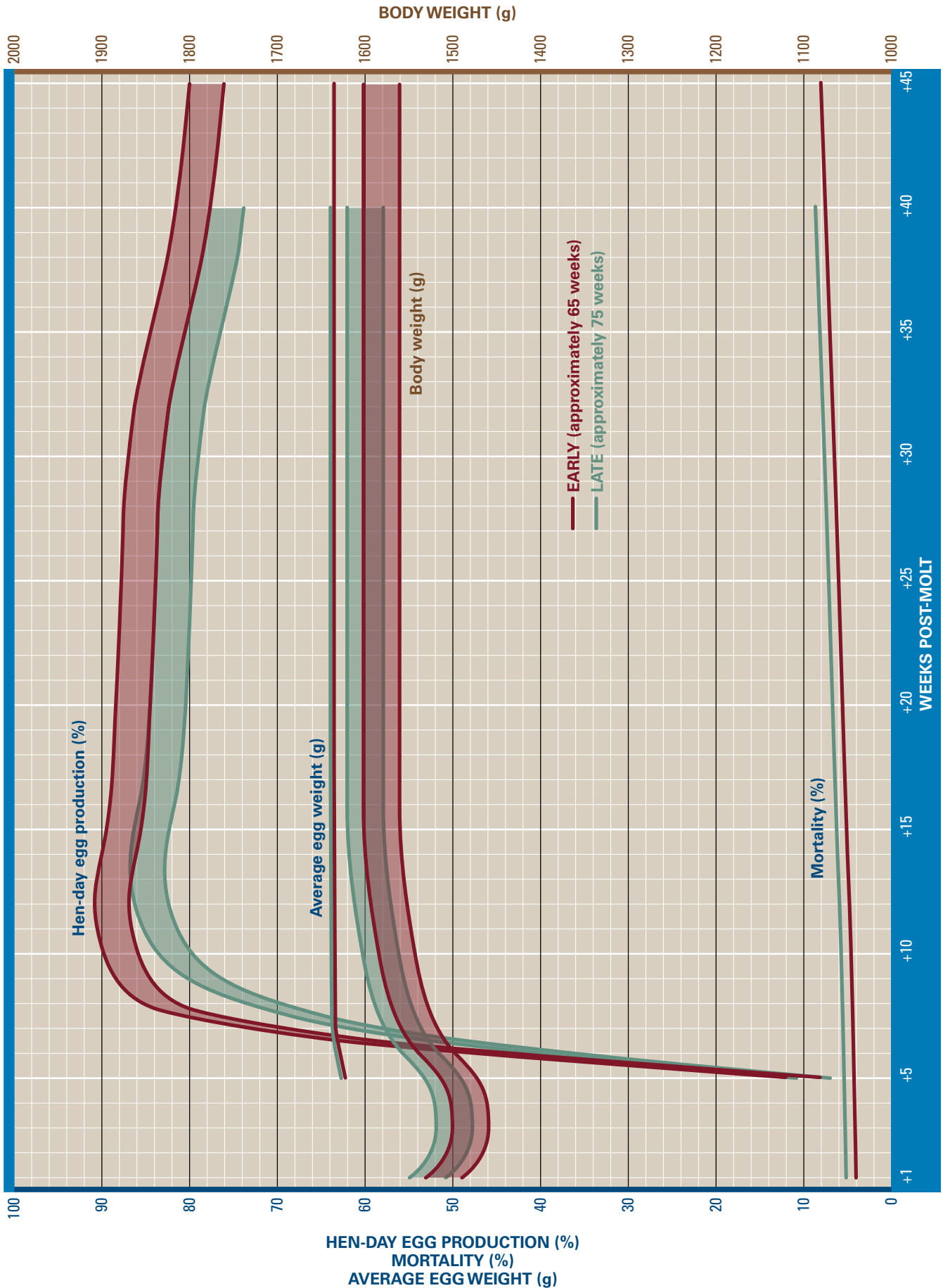
<sup>6</sup> Where other phosphorus systems are used, diets should contain recommended minimum level of available phosphorus.

## Post-Molt Performance Table: W-36

WEEKS POST MOLT	% HEN-DAY		HEN-DAY EGGS Cumulative		HEN-HOUSED EGGS		MORTALITY (%)		BODY WEIGHT (kg)		FEED INTAKE (g/day per bird)		HEN-HOUSED EGG MASS Cumulative (kg)		AVERAGE EGG WEIGHT* (g/ egg)	
	Early	Late	Early	Late	Early	Late	Early	Late	Early	Late	Early	Late	Early	Late	Early	Late
+1	–	–	279.3	336.1	280.6	328.4	4.0	5.2	1.51	1.53	47	50	16.7	20.1	–	–
+2	–	–	279.3	336.1	280.6	328.4	4.1	5.3	1.48	1.50	47	50	16.7	20.1	–	–
+3	–	–	279.3	336.1	280.6	328.4	4.2	5.4	1.48	1.50	64	67	16.7	20.1	–	–
+4	–	–	279.3	336.1	280.6	328.4	4.3	5.4	1.48	1.50	78	81	16.7	20.1	–	–
+5	10	9	280.0	336.7	281.3	329.0	4.4	5.5	1.49	1.51	85	88	16.7	20.1	62.5	62.7
+6	48	40	283.4	339.5	284.5	331.6	4.5	5.6	1.52	1.54	90	93	16.9	20.3	63.0	63.2
+7	73	61	288.5	343.8	289.4	335.7	4.6	5.6	1.54	1.56	95	98	17.3	20.6	63.5	63.7
+8	84	72	294.4	348.8	295.0	340.4	4.6	5.7	1.55	1.57	97	100	17.6	20.9	63.5	63.7
+9	87	79	300.4	354.4	300.8	345.6	4.7	5.8	1.56	1.58	99	102	18.0	21.2	63.5	63.7
+10	88	82	306.6	360.1	306.6	351.0	4.8	5.9	1.56	1.58	100	103	18.4	21.5	63.6	63.7
+11	88	83	312.8	365.9	312.5	356.5	4.9	6.0	1.57	1.59	100	103	18.7	21.9	63.6	63.8
+12	89	84	319.0	371.8	318.4	362.0	4.9	6.1	1.57	1.59	101	104	19.1	22.2	63.6	63.8
+13	89	85	325.2	377.8	324.3	367.6	5.0	6.1	1.57	1.59	101	104	19.5	22.6	63.6	63.8
+14	88	85	331.4	383.7	330.2	373.2	5.1	6.2	1.58	1.60	101	104	19.8	23.0	63.6	63.8
+15	87	84	337.5	389.6	336.0	378.7	5.2	6.3	1.58	1.60	101	104	20.2	23.3	63.6	63.8
+16	87	84	343.6	395.5	341.7	384.2	5.2	6.4	1.58	1.60	101	104	20.6	23.7	63.7	63.9
+17	87	83	349.7	401.3	347.5	389.6	5.3	6.5	1.58	1.60	101	104	21.0	24.0	63.7	63.9
+18	87	83	355.7	407.1	353.3	395.1	5.4	6.6	1.58	1.60	102	105	21.3	24.4	63.7	63.9
+19	87	83	361.8	412.9	359.0	400.5	5.5	6.7	1.58	1.60	102	105	21.7	24.7	63.7	63.9
+20	86	82	367.9	418.6	364.7	405.8	5.6	6.8	1.58	1.60	102	105	22.0	25.0	63.7	63.9
+21	86	82	373.9	424.4	370.4	411.2	5.7	6.9	1.58	1.60	102	105	22.4	25.4	63.7	63.9
+22	86	82	379.9	430.1	376.0	416.5	5.8	7.0	1.58	1.60	102	105	22.8	25.7	63.7	63.9
+23	86	82	385.9	435.9	381.7	421.8	5.9	7.1	1.58	1.60	102	105	23.1	26.1	63.7	63.9
+24	86	82	391.9	441.6	387.4	427.2	5.9	7.2	1.58	1.60	102	105	23.5	26.4	63.7	63.9
+25	86	82	398.0	447.3	393.0	432.5	6.0	7.3	1.58	1.60	102	105	23.9	26.7	63.7	63.9
+26	86	82	404.0	453.1	398.7	437.8	6.1	7.4	1.58	1.60	102	105	24.2	27.1	63.7	63.9
+27	86	82	410.0	458.8	404.3	443.1	6.2	7.5	1.58	1.60	102	105	24.6	27.4	63.7	63.9
+28	85	81	415.9	464.5	409.9	448.4	6.3	7.6	1.58	1.60	102	105	24.9	27.8	63.7	63.9
+29	85	81	421.9	470.2	415.5	453.6	6.4	7.7	1.58	1.60	102	105	25.3	28.1	63.7	63.9
+30	85	81	427.8	475.8	421.0	458.8	6.5	7.8	1.58	1.60	102	105	25.6	28.4	63.7	63.9
+31	85	81	433.8	481.5	426.6	464.0	6.6	7.9	1.58	1.60	102	105	26.0	28.8	63.7	63.9
+32	84	80	439.7	487.1	432.1	469.2	6.7	8.0	1.58	1.60	102	105	26.3	29.1	63.7	63.9
+33	84	80	445.6	492.7	437.5	474.3	6.8	8.1	1.58	1.60	102	105	26.7	29.4	63.7	63.9
+34	83	79	451.4	498.2	443.0	479.4	6.9	8.2	1.58	1.60	103	106	27.0	29.7	63.7	63.9
+35	82	78	457.1	503.7	448.3	484.4	7.0	8.3	1.58	1.60	103	106	27.4	30.1	63.8	63.9
+36	82	78	462.8	509.1	453.6	489.4	7.1	8.4	1.58	1.60	103	106	27.7	30.4	63.8	63.9
+37	81	77	468.5	514.5	458.9	494.4	7.2	8.5	1.58	1.60	103	106	28.0	30.7	63.8	63.9
+38	80	76	474.1	519.9	464.1	499.2	7.3	8.6	1.58	1.60	103	106	28.4	31.0	63.8	63.9
+39	80	76	479.7	525.2	469.3	504.1	7.4	8.8	1.58	1.60	103	106	28.7	31.3	63.8	63.9
+40	80	76	485.3	530.5	474.4	508.9	7.5	8.9	1.58	1.60	103	106	29.0	31.6	63.8	63.9
+41	79	–	490.8	–	479.5	–	7.7	–	1.58	–	103	–	29.4	–	63.8	–
+42	79	–	496.4	–	484.6	–	7.8	–	1.58	–	103	–	29.7	–	63.8	–
+43	79	–	501.9	–	489.7	–	7.9	–	1.58	–	103	–	30.0	–	63.8	–
+44	78	–	507.4	–	494.8	–	8.0	–	1.58	–	103	–	30.3	–	63.8	–
+45	78	–	512.8	–	499.8	–	8.1	–	1.58	–	103	–	30.7	–	63.8	–

Early: A molting program starting at approximately 65 weeks of age.  
Late: A molting program starting at approximately 75 weeks of age.

# Post-Molt Performance Graph: W-36





Hy-Line International | [www.hyline.com](http://www.hyline.com)

